

Annual Report

2023

Mansfield Fire Department

Mansfield, Ohio



Table of Contents

- I. Message from the Fire Chief, P. 3**
- II. Message from the Union President, P.4**
- III. Personnel**
 - a. Firefighter and EMT of the Year, P.5**
 - b. Retirees, P.6**
 - c. Promotions, P.6**
 - d. New Members, P.7**
- IV. Organizational Chart, P.8**
- V. Operations Division, P.9**
 - a. Fire Platoons, P.10**
 - b. Fire Stations and Response Districts, P.11**
 - c. Fire Stations, P.12**
 - d. Apparatus and Repair Division, P.13**
- VI. Emergency Medical Services, P.14**
- VII. Training, P.16**
- VIII. Hazardous Materials Response Team, P.17**
- IX. Fire Prevention Bureau, P.19**
- X. 2023 Response Data, P.21**



Daniel Crow,
Chief of Fire

Message from the Fire Chief

Dear Mayor Perry and the Citizens of Mansfield,

2023 was a year of great transition for the Mansfield Fire Department. We welcomed eleven new members to the department, promoted eight members into leadership roles, and said goodbye to six retirees. This year's group of retirees take with them an exceptional amount of experience and over 188 combined years of organizational knowledge.

The ripple effect of the departures has led to many new faces in key positions. As part of this transition, we have a new Fire Chief, a new Assistant Chief of EMS, a new EMS Medical Director, a new Training Captain, a new Fire Prevention Bureau Captain, and a new HazMat Team Coordinator. I'm confident that our leadership team, and your firefighters, have the right combination of experience, training, and education to continue to meet the challenges and high expectations of service.

As we build for the future, we have set high goals for 2024. These include:

- Develop and affirm the Mission, Vision, and Core Values of the Fire Department
- Conduct a Strategic Plan to identify Goals and Strategies for our Mission.
- Conduct a complete review and update our Policy and Procedure Manuals
- Develop a comprehensive training program that sets standards for core functional areas:
 - EMS, Fire Company, Driver/Operator, Officer Development, and Recruit Training
- Strengthen Mutual Aid relationships with our neighboring departments.
- Build the foundation for a Standards of Cover analysis for our department.

On behalf of all of our members, I would like to extend my sincere gratitude to our Mansfield community and to our elected officials for their continued support. Our collaboration will allow the Mansfield Fire Department to continue to provide exceptional emergency medical, fire and rescue services.

Sincerely,

Message from the Union President



Matt Shafley
President, IAFF Local 266



As we enter into 2024, your Mansfield Firefighters of IAFF Local 266 would like to wish you and your families a happy and healthy New Year. As we embark on this new journey we congratulate our retirees and welcome all of the new members that were hired into this great profession over the past year. In 2023, your Firefighters responded to approximately 12,000 calls for service. We are eager for the opportunity to do the same this year through professionalism, integrity, and dedication. Together we will strive to make 2024 a year of safety, resilience, and prosperity for all. We look forward and are excited for the things to come.

Respectfully,

Matt Shafley
President
Mansfield Firefighters Union Local 266

2023 Firefighter of the Year



FF Mike Blair

FF Mike Blair is hereby awarded the 2023 Firefighter of the Year award for the Mansfield Fire Department.

FF Blair has been nominated for this award for three years in a row and was nominated by several members this year. He is currently assigned to St. 4 on A crew and is an active member of the HazMat team. He is a vice president of Local 266 and very active in the fire department honor guard. He is dedicated to his profession and regularly goes above and beyond. He is very involved in training, not only for himself but also for probationary firefighters. FF Blair sets a good example for others through his hard work both around the station and on the fire ground.

For these reasons and many more, the awards committee is honored to present FF Mike Blair with the 2023 Firefighter of the Year award.

2023 EMT of the Year

Lt. Charles Swank is hereby awarded the 2023 EMT of the Year award for the Mansfield Fire Department.

As an officer of the department, Lt. Swank is not often assigned to the rescue. He does, however, take a very active leadership role in EMS. Lt. Swank is a member of the EMS committee and has spent countless hours reviewing and implementing new EMS protocols. He stays current with national standards and is always willing to pass on his knowledge to other department members. He regularly volunteers to assist in teaching or setting up EMS training. He is an invaluable asset in the department's EMS division. Lt. Swank always leads by example and puts the needs of his patients first.

For these reasons and many more, the awards committee is honored to present Lt. Charles Swank with the 2023 EMT of the Year award.



Lieutenant Charlie Swank

2023 Retirees



FF Tim Fawcett
30 Years of Service



FF Jim Komives
30 Years of Service



FF Andre Cochran
29 Years of Service



Capt. Brian Danals
34 Years of Service



Capt. Joe Boebel
33 Years of Service



Chief Steve Strickling
32 Years of Service

2023 Promotions



Ryan Landin to
Lieutenant



Chris Sacramone to
Lieutenant



Kyle Hedrick to
Lieutenant



Tim Tingley to Captain



Mike Lifer to Captain



Matt Shafley to Captain



Mike Carey to Assistant
Chief



Daniel Crow to Fire Chief


2023 New Members




FF Adam Cutlip



FF Brinson DeLauder




FF Grant Fulk



FF Brenden Ganshorn



FF Keaton Griffeth




FF Colton Moore



FF Josh Talbott



FF Bailey Damron



FF Colin Dawson

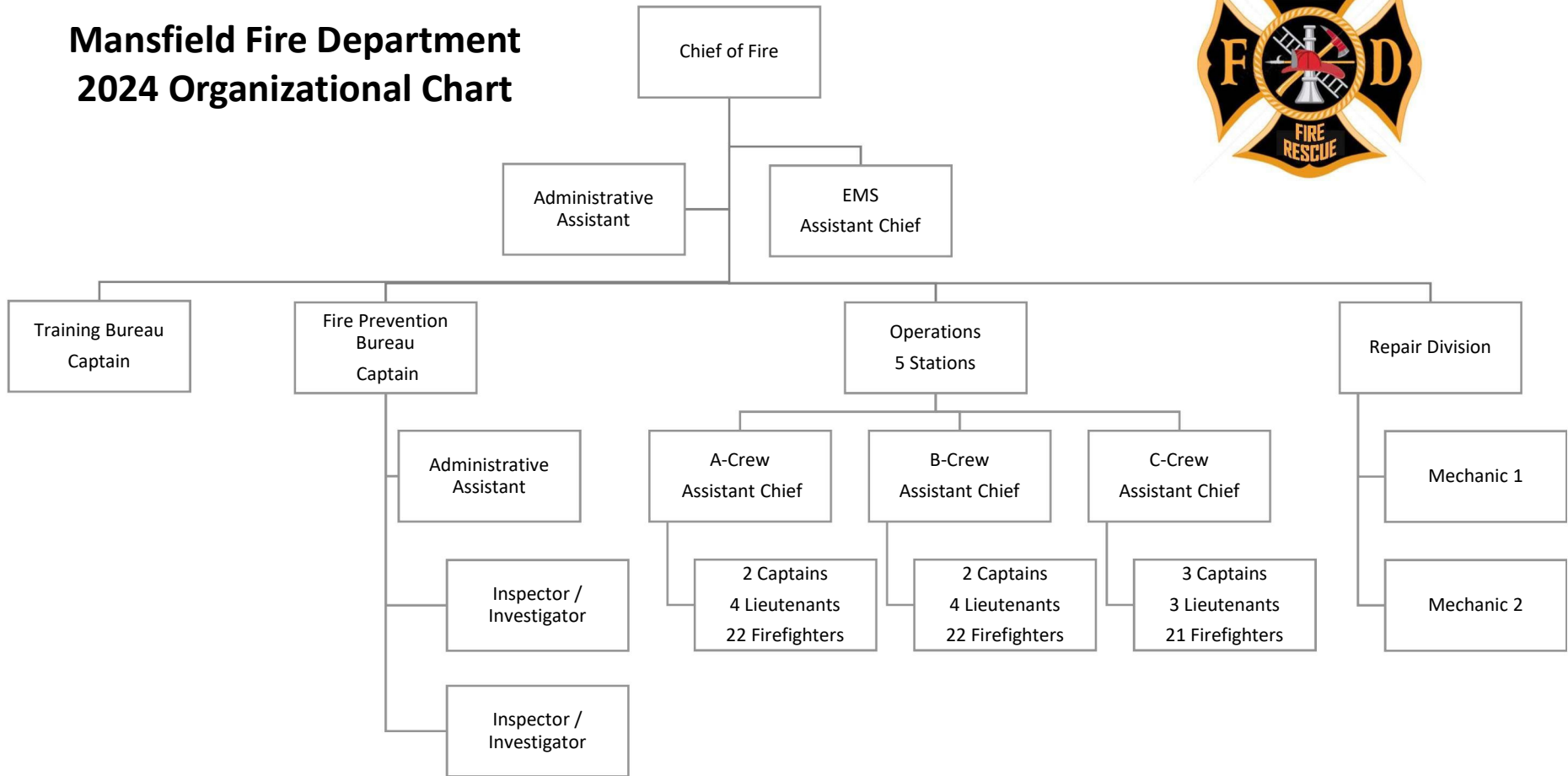


FF Tyrell White





FF Bryan Zimmermann

Mansfield Fire Department 2024 Organizational Chart



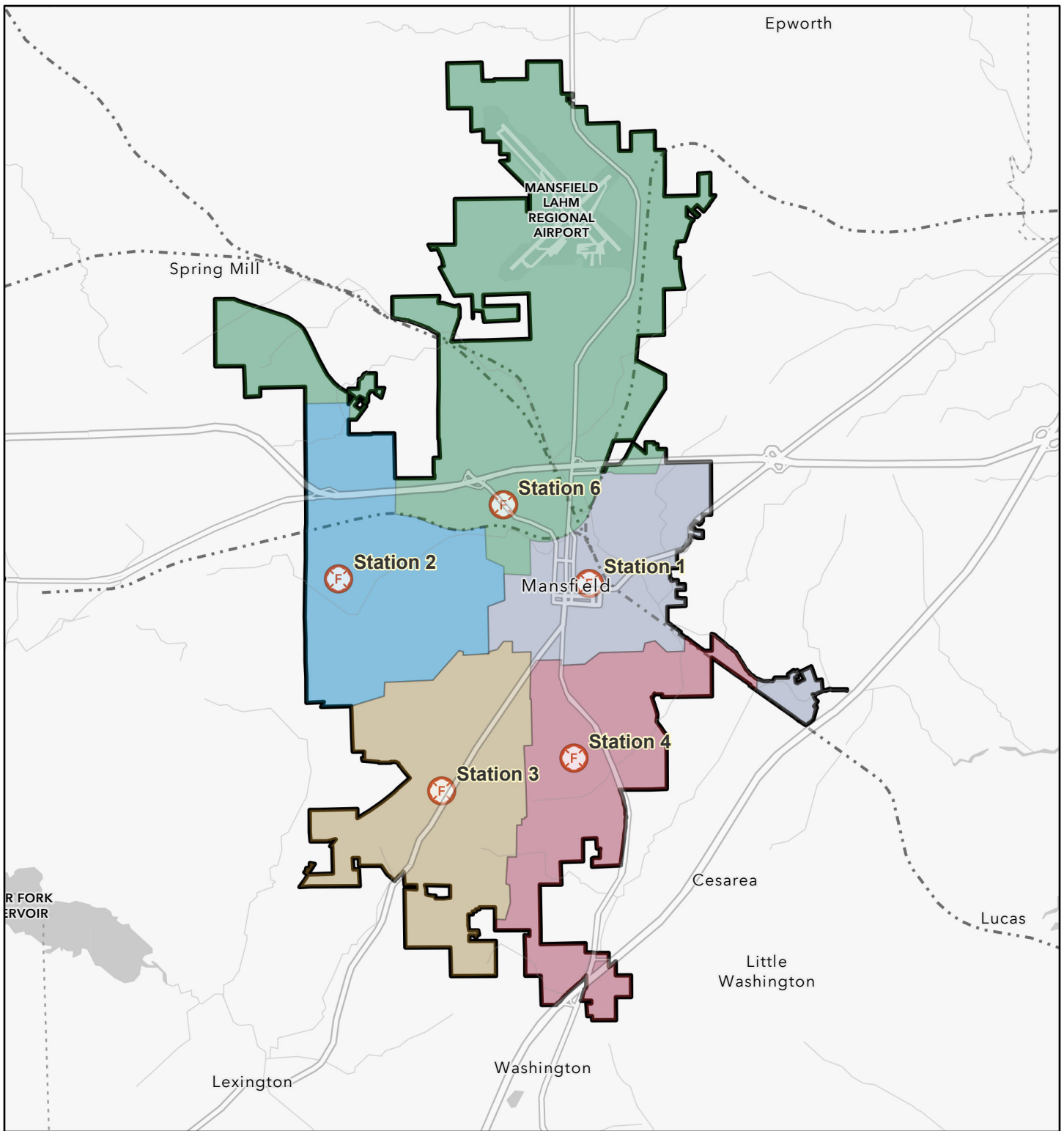
Total Personnel: 96











Mansfield Fire Department – Operations Bureau


<p align="center"><u>A Platoon</u> Assistant Chief Chris Speelman</p> 	<p align="center"><u>B Platoon</u> Assistant Chief Jim Bishop</p> 	<p align="center"><u>C Platoon</u> Assistant Chief Troy Reed</p> 
<p align="center"><u>Station 1</u> Capt. Michael Lifer Lt. Kyle Hedrick FF Lydia Hockenberry FF Seth Cooper FF Wyatt Dupre FF Isaiah Adams FF Michael Garn FF Adam Cutlip FF Brinson DeLauder PFF Bailey Damron</p>	<p align="center"><u>Station 1</u> Capt. Robert Garn Lt. Chris Sacramone FF Ryan Osborne FF Jed Cronebach FF Devin Ramey FF Trevor Arnold FF Keaton Griffeth FF Joshua Talbot</p>	<p align="center"><u>Station1</u> Capt. Tim Tingley Lt. Todd Toussant FF Matthew Wurgler FF Zach Smith FF John Mott FF Grant Fulk PFF Brian Zimmermann</p>
<p align="center"><u>Station 2</u> Capt. Mark Sieving FF William Shafer FF Michael Woods FF Donald Adams FF Peter Champer FF Brandon Young</p>	<p align="center"><u>Station 2</u> Lt. Matthew Emerson FF Travis Pickering II FF Elijah Slater FF Elijah West</p>	<p align="center"><u>Station 2</u> Lt. Stephen McKay FF Aaron Bridgeman FF Spencer Edwards FF Isaiah Finley PFF Tyrell White</p>
<p align="center"><u>Station 3</u> Lt. James Odson FF Cody Kaser FF Garrett Prise</p>	<p align="center"><u>Station 3</u> Lt. Timothy, Kash FF Jermaine Lanier FF Austin Yeater FF Cody Elsten FF Brenden Ganshorn FF Colton Moore</p>	<p align="center"><u>Station 3</u> Capt. Joseph Lucas FF Justin Hartson FF Austin Young FF Mark R. Sieving FF Patrick Ryan PFF Colin Dawson</p>
<p align="center"><u>Station 4</u> Lt. Charlie Swank FF Phil Dollish FF Michael Blair FF Andrew Walker FF Aaron Hoptry</p>	<p align="center"><u>Station 4</u> Capt. Shawn Yerian FF Rodney Matz FF Ben Raudebaugh FF Cody Hickey FF Hunter Shoup FF Justin Droll</p>	<p align="center"><u>Station 4</u> Lt. Matthew Carey FF Mike Drum FF Nolan Prochaska FF Wesley Martin FF Adam Compton</p>
<p align="center"><u>Station 6</u> Lt. Ryan Landin FF Chris Olson FF Matthew Reip FF Joshua Getz</p>	<p align="center"><u>Station 6</u> Lt. Bradley Burwell FF Benjamin Waldman FF Philip Atwell FF Justin Meilinger</p>	<p align="center"><u>Station 6</u> Capt. Douglas Bruce FF Randolph Spencer FF Corey Volz FF Brian Briggs</p>
<p>Total:</p>	<p align="center">29</p>	<p align="center">28</p>

Mansfield Fire Stations and Response Districts








2/8/2024

-  Mansfield Fire Stations
-  ENGINE 1
-  ENGINE 2
-  ENGINE 3
-  ENGINE 4
-  ENGINE 6
-  Ohio Freight Rail Lines
-  Mansfield_Boundary



City of Mansfield, Esri, TomTom, Garmin, SafeGraph, GeoTechnologies, Inc, METI/NASA, USGS, EPA, NPS, USDA, USFWS

Mansfield Fire Stations

Station	Address	Year Constructed	Daily Staffing	Fire Unit	Ambulance Unit	Square Miles Covered	Total Housing Units	Total Population	Total Incidents 2023
1  027-06-500-30-000 05/10/2016	140 E 3rd St	1978	5	Ladder 1	Rescue 1	3.77	4,551	9,185	3,137
2  027-03-500-39-000 05/27/2016	35 N Brookwood Way	1960	4	Engine 2	Rescue 2	4.89	4,645	9,270	2,061
3  027-07-500-11-000 04/27/2016	705 Sunset Blvd	1965	4	Engine 3	Rescue 3	5.35	5,767	11,216	2,673
4  028-90-088-10-000 05/02/2016	1020 S Main St	2008	4	Engine 4	Rescue 4	4.56	4,230	8,338	1,514
6  027-04-500-16-000 05/12/2016	677 Springmill St	1940	3	Engine 6	N/A	12.28	2,216	9,514	1,722

Apparatus and Repair Division

Frontline Apparatus

Vehicle	Year	Make	Model	Type	Location
502	2022	Ford	Expedition	Command	Station 1
E1	2019	Pierce	Impel Ariel	Ladder	Station 1
E2	2016	Pierce	Impel	Engine	Station 2
E3	2023	Pierce	Impel	Engine	Station 3
E4	2023	Pierce	Impel	Engine	Station 4
E6	2016	Pierce	Impel	Engine	Station 6
R1	2022	Ford	E450, Braun	Ambulance	Station 1
R2	2019	Ford	E450, Braun	Ambulance	Station 2
R3	2016	Ford	E450, Braun	Ambulance	Station 3
R4	2022	Ford	E450, Braun	Ambulance	Station 4

Reserve Apparatus and Auxiliary Apparatus

Vehicle	Year	Make	Model	Type	Location
L1	1997	Pierce	Lance Ariel	Ladder	Station 1
E7	2008	Pierce	Arrow-XT	Engine	Station 1
E8	2008	Pierce	Pierce Arrow-XT	Engine	Station 4
E9	1996	Pierce	Dash	Engine	Station 4
R5	2016	Ford	E450, Braun	Ambulance	Station 1
R6	2012	Ford	E450, McCoy Miller	Ambulance	Station 3
Air/Rehab	2000	Freightliner	FL60	Auxiliary	Station 1
Hazmat	1995	Chevrolet	Topkick	Auxiliary	Station 4
Haz Trailer	2004	Haulmark	Race Trailer	Auxiliary	Station 4

Staff and Prevention Vehicles

Vehicle	Year	Make	Model	Type	Location
501	2018	Ford	Interceptor	Command	Station 1
TO	2014	Ford	Interceptor	Training	Station 1
B1	2017	Ford	F150	Prevention	Station 1
B2	2014	Ford	Interceptor	Prevention	Station 1
Utility 1	2022	Ford	F250	Auxiliary	Station 1
Utility 2	2008	Ford	F250	Auxiliary	Station 1
House of Hazards	1999	Surrey	House of Hazards	Prevention	Station 4

*Highlighted Vehicles were purchased in 2023


Fire Department Mechanics



Tyler Ackerman



Bailey Dretzka



EMERGENCY MEDICAL SERVICES



Mike Carey
Assistant Chief of EMS



Dr Ambrose Wu
EMS Medical Director

Emergency Medical Services

EMS accounts for approximately 87% of total fire department responses. The fire department operates 4 rescue squads daily. Our EMTs and Paramedics respond to all calls for sick and injured persons and provide basic and advanced life support services. EMS operations are overseen by an Assistant Chief and our Physician Medical Director. Mike Carey assumed the EMS Chief position late in 2023, after the promotion of Chief Crow. Dr. Wu took over as Medical Director in the Spring after the retirement of Dr. Joseph Bocka.

Our Medical Director is provided at no-cost to the department through a generous contract with OhioHealth Mansfield Hospital. OhioHealth also provides pharmacy services, medical supply exchange, reporting, and training software to the department.

In 2023, the department implemented a completely new set of patient protocols, upgraded controlled substance storage and accountability systems, conducted comprehensive preventative maintenance on all durable medical equipment, and implemented a robust quality assurance program. Goals for 2024 include a continued emphasis on quality, including the assistance of a Clinical Nurse Manager from OhioHealth, who will be assigned to review our patient care reports. We will also be implementing more advanced procedures, such as Rapid Sequence Intubation, and will focus attention on improving training and skills competencies.

EMS Call Volume

Patient Encounters

9,959

Growth Over Last Quarter **0.0%**

Total Incidents

Median Chute Time

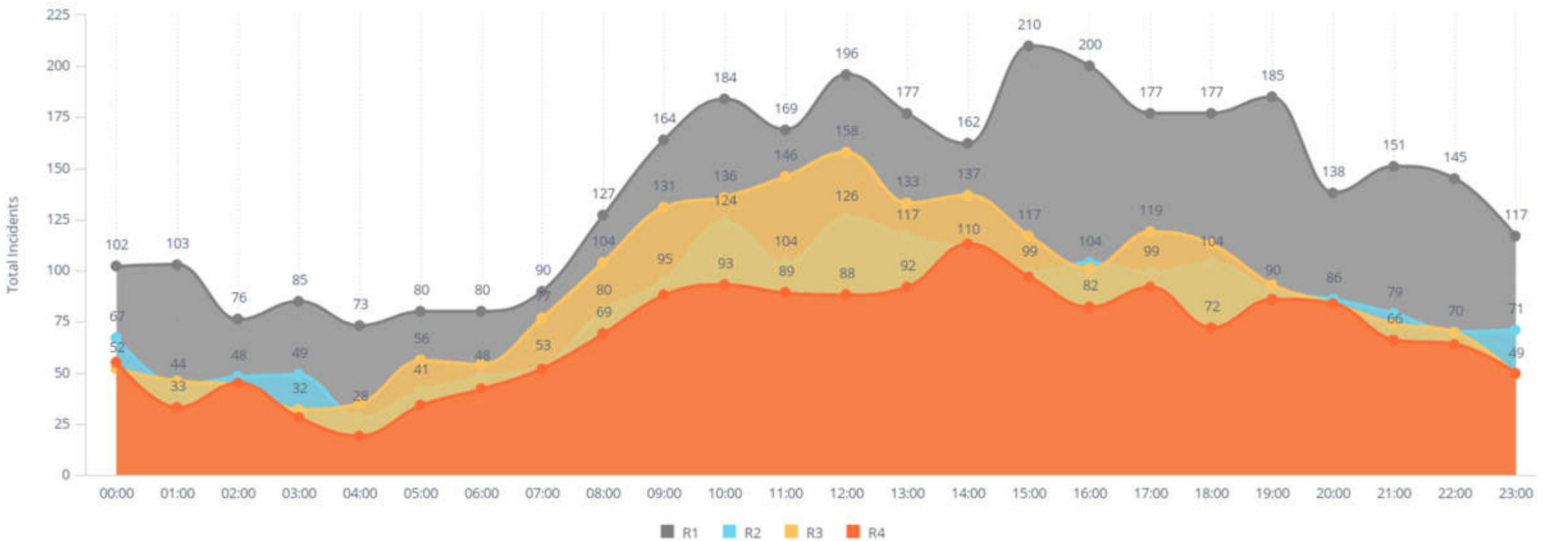
0m:37s



Total Incidents

Median Response Time

3m:0s

Call Volume by Hour





Training



Captain Dave Compton
Training Captain

Captain Dave Compton took over command of the Training Bureau with the retirement of Capt. Brian Danals in 2023. Training for fire department personnel is integral to the operations of the department, competent service delivery to the community, and the safety of our personnel in the work they do. At a minimum, personnel are Certified as Firefighters and EMTs in the State of Ohio. All new members must also complete Paramedic Certification by their 3rd anniversary with the department. Paramedic training is an extensive 14-month course of study that requires 1,500 hours of classroom and practical training. In 2023, 5 members completed their paramedic training. There are 3 members who are currently in school, and 7 who are scheduled to begin in 2024.

In addition to these basic requirements, many members of the department also hold additional certifications as Hazmat and Special Rescue Technicians, Fire Instructors, Fire Inspector, and Fire Investigators.

All personnel annually receive training on emergency medical services, apparatus operation and driving, basic firefighting skills such as ladders, fire hose techniques and self-contained breathing apparatus, hazardous materials, and, fire prevention.

In 2023, the department logged 1,414 hours of training for its personnel. Highlights for training include the utilization of the Ohio Fire Academy's direct delivery program to provide a driver simulation program and fire attack simulator.

Goals for 2024 include a renewed effort to increase the quality and quantity of training provided to members. This includes the creation of a master training plan that will set specific goals for vital categories such as company-level training, multi-company evolutions, drivers' training, officer development, HAZMAT for all members, and new member development.

The Mansfield Fire Department is also working with OhioHealth and Central Ohio EMS to provide monthly EMS continuing education to all our members



Captain Shawn Yerian
HazMat Operations

Hazardous Materials Response Team

The Mansfield Fire Department Hazardous Materials Regional Response Team is a validated FEMA Type II Hazardous Materials Response Company. This process is designed to validate the capabilities of a team or company responding to disasters in the state of Ohio. The Hazardous Materials Response Team operates out of Station 4, and is made up of 24 members ready to serve the City of Mansfield and beyond. The team holds 6-8 training sessions throughout the year in addition to an annual refresher training to remain up to date on new or emerging threats and to practice hands-on skills with monitoring equipment or other specialized tools used in response. The team also operates a Confined Space Rescue unit. Assistant Chief Troy Reed is the HazMat Coordinator and Capt. Shawn Yerian is the Operations Captain.





FIRE PREVENTION AND EDUCATION



Fire Prevention Bureau

Captain Matt Shafley is the new managing officer of the Fire Prevention Bureau. He takes over for Captain Rob Garn who moved back to Operations. Captain Shafley is joined by Administrative Assistant Takiyah Wellington and Inspectors/Investigators Josh Krueger and Chris Ransom.

The Bureau investigates the cause and origin of fires, conducts code enforcement inspections, and delivers fire safety education programs. The Bureau also coordinates the smoke alarm installation and battery replacement program.



Left to Right: FF Josh Krueger, FF Chris Ransom, Administrative Assistant Takiyah Wellington, Captain Matt Shafley

Inspections: The Bureau conducts annual code enforcement inspections of all types of businesses and commercial properties, as well as residential occupancies larger than four-family dwellings. The inspections monitor fire safety and prevention measures in the Ohio Fire Code. The Bureau’s inspection tasks also include building plan review and alarm and sprinkler system validation prior to a new business being awarded a Certificate of Occupancy.

Investigations: The Bureau is also charged with investigations for cause and origin determination for fire incidents. These investigations are for all types of fires that occur if the operational units on the scene cannot readily determine the cause and origin of a fire. Fire investigations include determining arson fires and collaborating with law enforcement and prosecutors through the entire investigation and legal process. In 2023, the Bureau conducted 48 Fire Investigations.

Fire and Life Safety Education:

- Station Tours: Basic fire safety education is taught to children by firefighters during station tours.
- Presentations to groups are made by the Fire Chief or other members of the Department.
- Fire and Life Safety for Children: Presentations to large groups of children use the "House of Hazards" and/or Smoky Bear” The trailer is used during Safety Town each summer and at special events throughout the year. Youth Fire Setting: The Bureau coordinates a task force that operates an educational intervention program for families with youth fire setters.
- Smoke Alarm Installation and Battery Replacement: The Mansfield Fire Department partners with Red Cross to install smoke alarms to residents in need. Each year in October, fire crews change batteries for elderly and disabled residents. In 2023, the Bureau installed 82 smoke alarms, and changed 308 batteries.

2023 Inspection Program by Inspection Type	
Above-Ground Storage Tank Installation	4
Building Consults	18
Building Permit Final	13
Complaint	7
Fire Alarm Acceptance	25
Fire and Life Safety - Existing Building	1459
Foster Care Inspections	25
Knox Box Lock-Up	52
Other	5
Sprinkler Acceptance	10
Vacant Structure Inspections	45
Wet/Dry Chemical System Inspection	2
Total Inspections	1665

Fire and Life Safety Education	
Total Presentations	15
Hours of Presentation	51.5
Total Attendees	731



2023 RESPONSE DATA

Detailed Incident Count - 2023

Incident Type Group	Incident Type Code	Incident Type	Count of Incidents
100 - Fire	100	Fire, other	2
	111	Building fire	66
	112	Fires in structure other than in a building	1
	113	Cooking fire, confined to container	38
	114	Chimney or flue fire, confined to chimney or flue	2
	116	Fuel burner/boiler malfunction, fire confined	1
	118	Trash or rubbish fire, contained	8
	121	Fire in mobile home used as fixed residence	1
	130	Mobile property (vehicle) fire, other	2
	131	Passenger vehicle fire	23
	132	Road freight or transport vehicle fire	3
	137	Camper or recreational vehicle (RV) fire	1
	138	Off-road vehicle or heavy equipment fire	3
	140	Natural vegetation fire, other	7
	141	Forest, woods or wildland fire	1
	142	Brush or brush-and-grass mixture fire	4
	143	Grass fire	2
	150	Outside rubbish fire, other	7
	151	Outside rubbish, trash or waste fire	52
	153	Construction or demolition landfill fire	1
154	Dumpster or other outside trash receptacle fire	5	
160	Special outside fire, other	2	
162	Outside equipment fire	3	
100 - Fire Total			235
200 - Overpressure Rupture, Explosion, Overheat	211	Overpressure rupture of steam pipe or pipeline	2
	251	Excessive heat, scorch burns with no ignition	6
200 - Overpressure Rupture, Explosion, Overheat Total			8
300 - Rescue & EMS	300	Rescue, EMS incident, other	410
	311	Medical assist, assist EMS crew	62
	320	Emergency medical service incident, other	335
	321	EMS call, excluding vehicle accident with injury	8,400
	322	Motor vehicle accident with injuries	222
	323	Motor vehicle/pedestrian accident (MV Ped)	18
	324	Motor vehicle accident with no injuries.	141
	331	Lock-in (if lock out , use 511)	1
	341	Search for person on land	1
	350	Extrication, rescue, other	1
	351	Extrication of victim(s) from building/structure	1
	352	Extrication of victim(s) from vehicle	4
	353	Removal of victim(s) from stalled elevator	7
	360	Water & ice-related rescue, other	1
	363	Swift water rescue	1
381	Rescue or EMS standby	2	
300 - Rescue & EMS Total			9,607
	400	Hazardous condition, other	2
	410	Combustible/flammable gas/liquid condition, other	2
	411	Gasoline or other flammable liquid spill	15
	412	Gas leak (natural gas or LPG)	39
	413	Oil or other combustible liquid spill	1
	421	Chemical hazard (no spill or leak)	2
	422	Chemical spill or leak	2

Detailed Incident Count - 2023

400 - Hazardous Condition	423	Refrigeration leak	1
	424	Carbon monoxide incident	31
	440	Electrical wiring/equipment problem, other	21
	441	Heat from short circuit (wiring), defective/worn	5
	442	Overheated motor	6
	444	Power line down	83
	445	Arcing, shorted electrical equipment	33
	451	Biological hazard, confirmed or suspected	1
	460	Accident, potential accident, other	17
	463	Vehicle accident, general cleanup	22
	471	Explosive, bomb removal (for bomb scare, use 721)	2
	480	Attempted burning, illegal action, other	10
400 - Hazardous Condition Total			295
500 - Service Call	500	Service Call, other	25
	510	Person in distress, other	12
	511	Lock-out	8
	520	Water problem, other	5
	522	Water or steam leak	10
	531	Smoke or odor removal	23
	540	Animal problem, other	1
	541	Animal problem	1
	542	Animal rescue	2
	550	Public service assistance, other	15
	551	Assist police or other governmental agency	13
	552	Police matter	6
	553	Public service	17
	554	Assist invalid	78
555	Defective elevator, no occupants	3	
561	Unauthorized burning	68	
500 - Service Call Total			287
600 - Good Intent Call	600	Good intent call, other	22
	611	Dispatched & canceled en route	64
	621	Wrong location	1
	622	No incident found on arrival at dispatch address	109
	631	Authorized controlled burning	12
	632	Prescribed fire	1
	650	Steam, other gas mistaken for smoke, other	1
	651	Smoke scare, odor of smoke	31
	652	Steam, vapor, fog or dust thought to be smoke	6
	661	EMS call, party transported by non-fire agency	1
	671	HazMat release investigation w/no HazMat	7
600 - Good Intent Call Total			255
	700	False alarm or false call, other	60
	710	Malicious, mischievous false call, other	10
	711	Municipal alarm system, malicious false alarm	1
	713	Telephone, malicious false alarm	2
	714	Central station, malicious false alarm	5
	715	Local alarm system, malicious false alarm	3
	721	Bomb scare - no bomb	1
	730	System malfunction, other	11
	731	Sprinkler activation due to malfunction	4
	732	Extinguishing system activation due to malfunction	3

Detailed Incident Count - 2023

700 - False Alarm	733	Smoke detector activation due to malfunction	48
	734	Heat detector activation due to malfunction	2
	735	Alarm system sounded due to malfunction	54
	736	CO detector activation due to malfunction	15
	740	Unintentional transmission of alarm, other	50
	741	Sprinkler activation, no fire - unintentional	12
	742	Extinguishing system activation	2
	743	Smoke detector activation, no fire - unintentional	144
	744	Detector activation, no fire - unintentional	48
	745	Alarm system activation, no fire - unintentional	151
	746	Carbon monoxide detector activation, no CO	28
700 - False Alarm Total			654
800 - Severe Weather & Natural Disaster	812	Flood assessment	1
900 - Special Incident	900	Special type of incident, other	2
	911	Citizen complaint	11
900 - Special Incident Total			13
Grand Total			11,355

Filter statement

Filters **Is Active** true | **Dispatch Date Range** Last Year | **Is Locked** true

EMS Call Volume

Total Incidents

Patient Encounters

9,959

Growth Over Last Quarter **0.0%**

Median Chute Time

0m:37s

Total Incidents

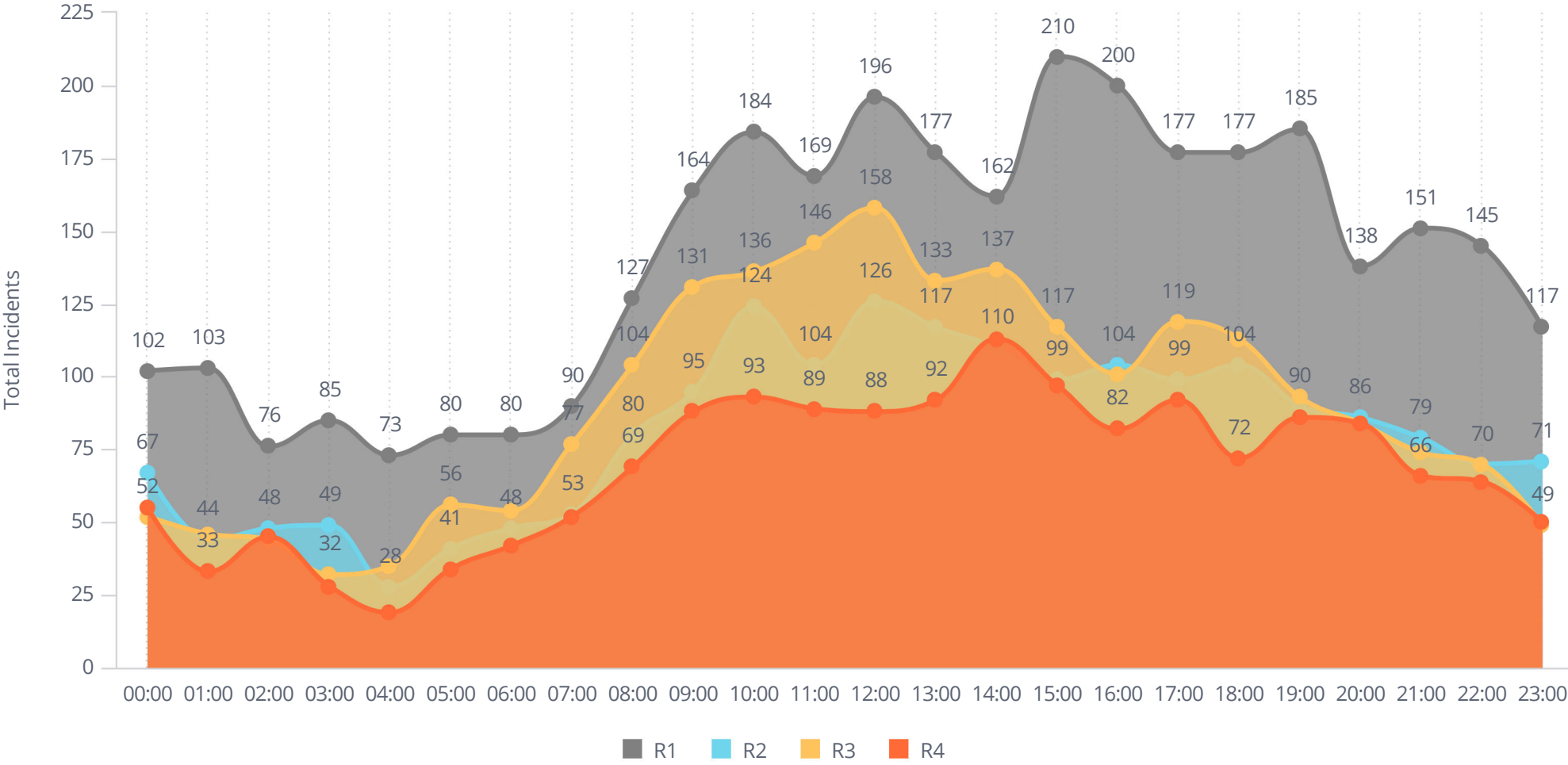
Median Response Time

3m:0s

Filter statement

Filters **Is Active** true | **Dispatch Date Range** Last Year | **Is Locked** true

Call Volume by Hour



Filter statement

Filters **Is Active** true | **Dispatch Date Range** Last Year | **Is Locked** true

Aggregation of Total Incidents by Unit Contribution

Unit	Contribution to Total Incidents				
	2023 Q1	2023 Q2	2023 Q3	2023 Q4	Grand Total
R1	38.39%	37.08%	37.18%	35.59%	37.02%
R2	20.73%	21.23%	20.52%	22.58%	21.28%
R3	23.84%	23.05%	23.92%	24.18%	23.75%
R4	17.04%	18.65%	18.38%	17.65%	17.95%
Grand Total	100.00%	100.00%	100.00%	100.00%	100.00%

Filter statement

Filters **Alarm Date Range** Last Year | **Is Locked** true | **Is Active** true

Fire Resources - Personnel and Units

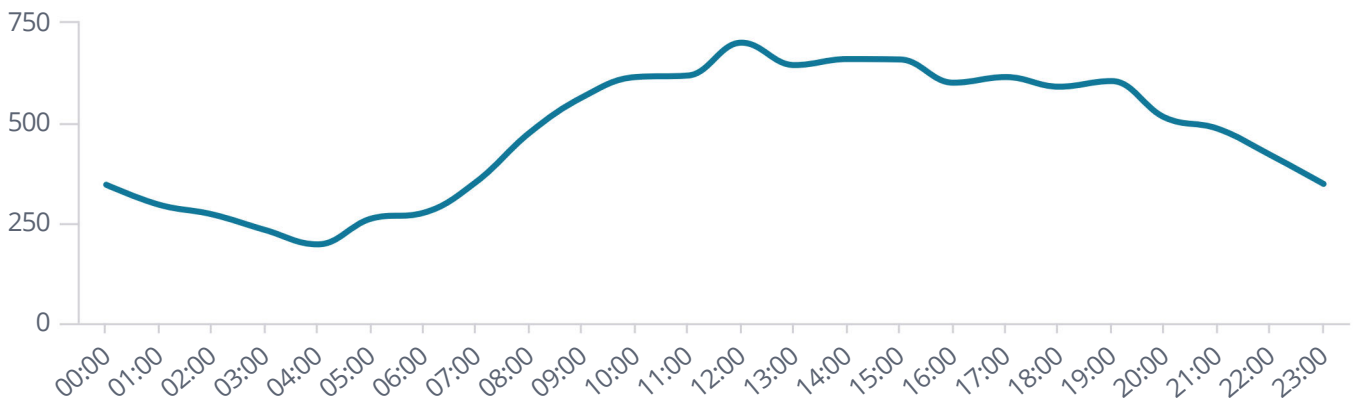
Total Incidents

Count of Incidents
11,355

Average Time On Scene

Average Time On Scene
38m:51s

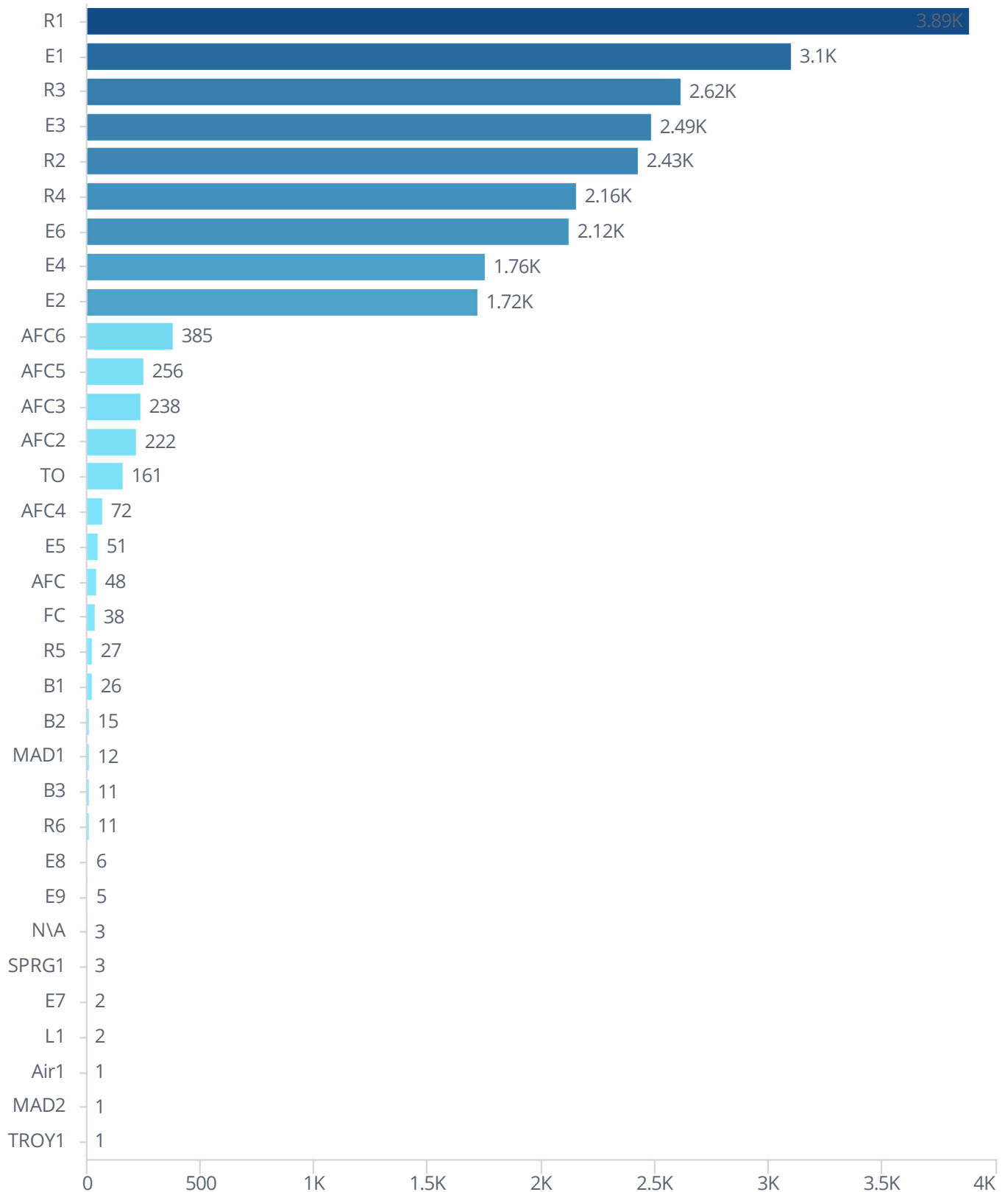
Call Volume over Time



Filter statement

Filters **Alarm Date Range** Last Year | **Is Locked** true | **Is Active** true

Count of Calls by Unit



Filter statement

Filters

Years in Alarm DateTime Last Year | **Is Locked** true | **Is Active** true

First Apparatus Travel Time

Count of All Incidents

Count of Total Incidents
11,355

First Arriving Travel Time

90th Percentile First Arriving Travel T...

04m:56s

Average First Arriving Travel Time **03m:08s**

Count of Incidents by Apparatus and First Arriving Travel Time

Apparatus Type	0:00 - 3:59	4:00 - 7:59	8:00 - 11:59	12:00 - 15:59	16:00 - 29:59
ALS unit	6,854	1,668	64	12	4
Breathing apparatus support	1				
Chief officer car	822	210	13	3	1
Engine	4,879	1,339	60	9	4
Other apparatus/resource	152	36	1		1
Truck or aerial	2,135	473	28	2	2
Grand Total	7,460	2,021	96	17	6

Filter statement

Filters **Years in Alarm DateTime** Last Year | **Is Locked** true | **Is Active** true | **Unit Arrival Order** 1

First Apparatus Turnout Time

Count of Incidents

Count of Incidents
11,266

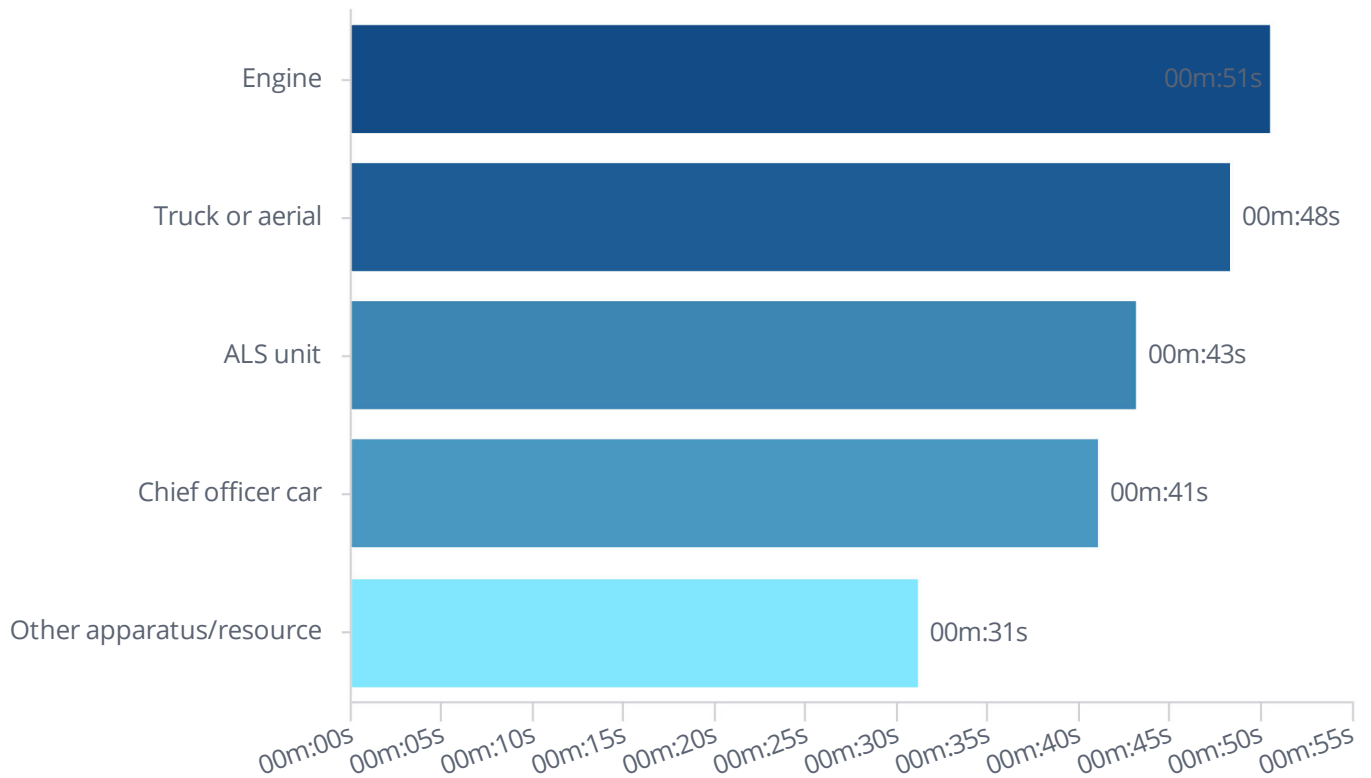
Turnout Time < 60 Second

Count of Incidents
8,361

Turnout Time

90th Percentile Turnout Time
01m:29s
Average Unit Turnout Time **00m:46s**

Average Turnout Time by Apparatus



Filter statement

Filters

Alarm Date Range Last Year | **Is Locked** true | **Is Active** true | **Incident Type Group** 700 - False Alarm

Fire False Alarm

Count of Total Incidents

Count of Total Incidents
11,355

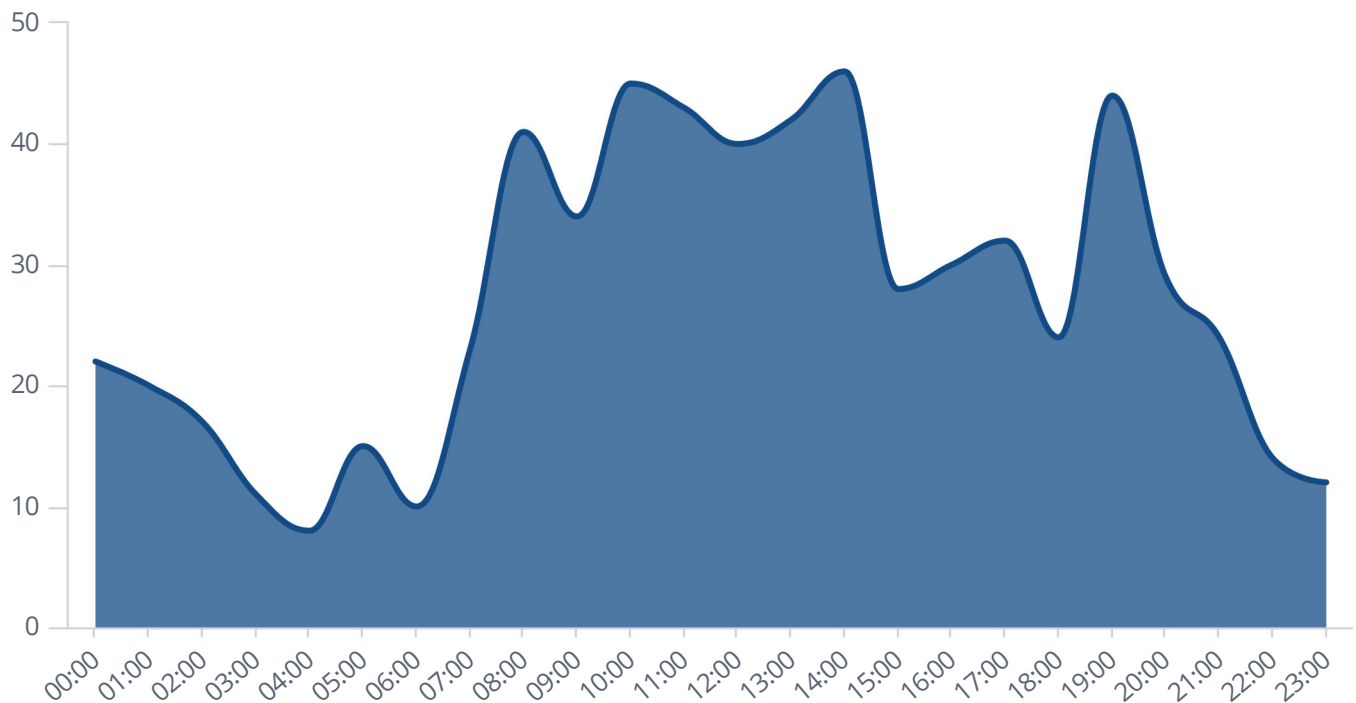
Incidents with False Alarm

Count of False Alarms
654

Percent of Incidents with False A...

Percent of False Alarm Calls
0.08%

False Alarms over Time



Filter statement

Filters

Alarm Date Range Last Year | **Is Locked** true | **Is Active** true | **Incident Type Group** 700 - False Alarm

Breakdown of False Alarm Incidents by Type

